

Product Release Notes

Orders Manager V7
Release 7.6.1
December 16, 2022

Product Detail and Version

Product Name	Version	Date	Comment
Orders Management Portal	7.6.1	December 16, 2022	

Revision History

Date	Version	Description	Author
12/16/2022	1	Release Notes	Lynn Lund

Feature Release list contained in Version 7.6.1

1. Invalid test orders are updateable for release.
 2. Invalid AOE on an electronic order loader should not be created in the client's file maintenance
 3. Make the Release Order button unavailable until the page has finished loading
 4. Patient ID and Location become read only after creation
 5. Location sort is not working on Result pages
-

Detailed Product Release Description

1. Invalid test orders are updateable for release

The Standard Order Release module was updated to highlight any Invalid tests on the order. A test is invalid either because the test does not exist in the Compendium, or the test has been marked as inactive. When using the Standard Order Release module, a PSC (Patient Service Center) user will now see invalid tests highlighted in Yellow. The PSC user can delete the invalid test and replace it with the valid code. Should a user select "Release order" while the inactive test still is on the order, the user will be prompted with an error message 'Please correct invalid test codes.'

Standard Release Order Rqtest Xray 08-08-1988

PATIENT GENERAL PRIMARY HEALTHPLAN SECONDARY HEALTHPLAN GUARANTOR DIAGNOSIS TEST

TEST

Clinician
 Account
 User

Enter test code or name

	Code	Name	Temperature	Container	Facility	ABN	AOE		
▶	TRIG	TRIGLYCERIDE	REFRIGERATED	GOG-Auto Create	C		?		
▶	USCR	URINALYSIS SCREEN	REFRIGERATED	SEEDOS-Auto Create	BB				
▶	GLYH	HEMOGLOBIN A1C	AMBIENT-Auto Create	Lavender.EDTA	C				

3 Procedure(s) entered

Figure 1- Order Release Screen Test section– Order with an invalid test highlighted

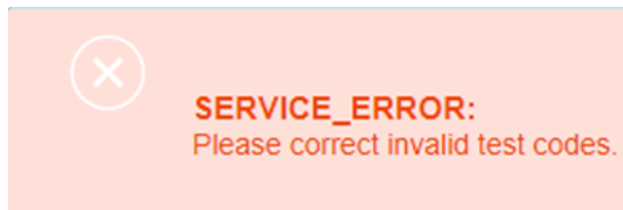


Figure 2: Order Release Screen Error message for invalid test if Release order selected

2. Invalid AOE on an electronic order loader should not display in Standard order release or be created in the client's file maintenance

When an electronic order is loaded into the Portal for the Standard Order Release module, the portal will complete a validation on any linked Ask at Order Entry (AOE) questions. This will prevent incorrect Ask at Order Entry (AOE) questions from being submitted to the Lab information system. When an electronic order is loaded, if the AOE is active and built for the linked test, it will display when a PSC user opens the order in Standard Order Release module. If the AOE is not active, or does not exist for the linked test, the Portal will ignore.

3. Make the Release Order button unavailable until the page has finished loading

When using the Standard Order Release module, orders with multiple tests may take longer to load. A PSC user will not be able to select "Release order" until the order has finished fully loading into the portal.

Standard Release Order Rqtest Xray 08-08-1988

PATIENT GENERAL PRIMARY HEALTHPLAN SECONDARY HEALTHPLAN GUARANTOR DIAGNOSIS TEST

PATIENT

Last Name: Agard
 First Name: JIM
 Middle Name: [Empty]
 Date of Birth: 08/08/1988
 Gender: [Empty]
 SSN: [Empty]
 Patient: [Empty]
 Floor: [Empty]
 Room: [Empty]
 Bed: [Empty]

Street 1: 88 East St
 Street 2: [Empty]
 City: Chicago
 State: Illinois
 ZIP: 60618
 Billing Number: [Empty]
 Cell Phone: [Empty]
 Additional Patient ID: [Empty]
 Email: [Empty]
 Home Phone: (888) 558-8888
 Patient Location: [Empty]
 Work Phone: [Empty]

GENERAL

Order Date: [Empty] [Empty] [Empty] [Empty]

Figure 1- Order Release Screen– Order load in progress, "Release order" grayed out

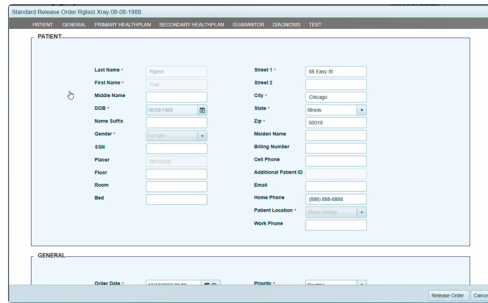


Figure 2- Order Release Screen– Order load completed, “Release order” is selectable

4. Patient ID and Location become read only after patient record creation

The portal database stores the Patient ID and Patient location as key required fields to be used as part of the database matching logic. After a patient is created, the Patient ID and location fields will not allow edits to prevent the primary patient record from being corrupted. This change applies to both the New Order and Patient Management modules. If a user searches for and selects an existing patient, the Patient ID and location will be grayed out and not editable.

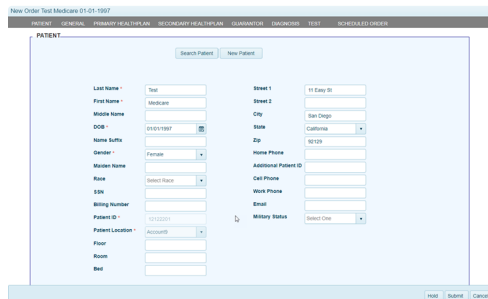


Figure 1- New Order Screen– Searched patient loaded with Patient ID and Location not editable

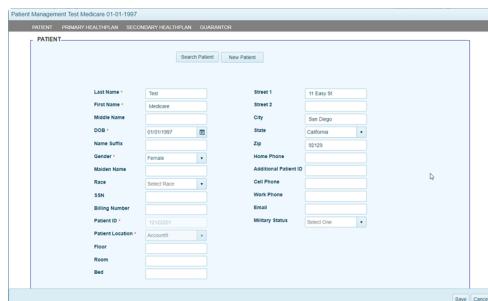


Figure 2- Patient Management Screen– Searched patient loaded with Patient ID and Location not editable

5. Inbox, Search Results and All Patient Search allow sorting by location

The Inbox and Search Results and All Patient Search screens have been updated to also allow sorting of results by the location column. When the user selects the dropdown by the location column header, they will be able to sort records by location in Ascending or Descending order.

All Result Search

Test

From To Search

Report Date	Patient	Patient ID	MRN	Location	Accession Number	Abnon
06/12/2021	TEST, CHARLIE	PID2	PID3	Account9	Sort Ascending	
02/04/2021	testpatient101, checkpatient101	D102101	84111101	9009000517	Sort Descending	2156235000

Figure 1- Result Screen – Location sorting

© Accumen Technology Solutions
Confidential Information

This document represents proprietary information and neither it nor its contents may be disclosed to anyone without the specific permission of Accumen Technology Solutions.